



TECHNICAL DATA / FEATURES

- dimensions: 68x68x49, 68x68x70
- luminous flux of the LED module: 800 lm
- luminous flux of the lamp: 600 lm
- maximum power: 12W
- nominal voltage: 12V-24V DC
- permissible power supply voltage: 10.5V-30V DC
- source of light: 2 x LED
- colour temperature: 4700-5700K
- light distribution angle: 43° x 34°
- IP rating: IP67, IP69K
- work temperature: -40°C - +80°C
- housing's material: aluminium
- lens' material: plastic
- built-in connectors: Deutsch DT, AMP SuperSeal 1.5
- other: protection:
 - against overheating
 - against reverse polarisation
- bracket made of Inox steel



ADDITIONAL INFORMATION

Work lamps are used to illuminate working space near vehicles, tractors, slow-moving machines and any other places where indicated voltage is available.

The lamps comply with EMC Directive 2004/108/EC. They do not emit electromagnetic interference as well as they are resistant to it's influence.

Correct polarity required.

Mounting: as a freestanding on body panels. They can be installed in any position (standing, hanging, on side).

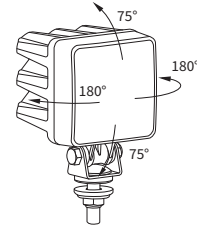
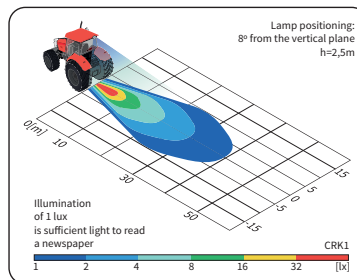
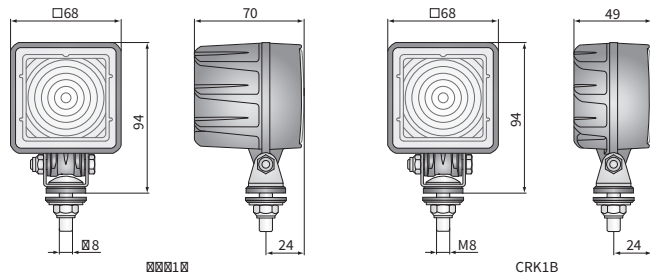
It is possible to install needed connectors for a version with cable (on request).

Useful parts while installing:

deutsch plug DT06-2S 2-pin - cat. No. A.07135

AMP SuperSeal 1,5 plug 2-pin - cat. No. A.07137

DIMENSIONS



Cat. number	Luminous flux			Rated power			IP rating			Accessories									
	800 lm			12W			IP67	IP69K	LED module 12V-24V	LED module 12V-48V	cable 0,5 m	cable 8 m	short housing	Bracket	neodymium magn.	Connectors	Deutsch DT	AMP SuperSeal 1,5	Cap / Pin
CRK1B.58000	✓			✓			✓	✓	✓					✓					
CRK1A.50700	✓			✓			✓	✓	✓	✓				✓					
CRK1A.50750	✓			✓			✓	✓	✓					✓			✓		2
CRK1A.50760	✓			✓			✓	✓	✓					✓			✓		2